
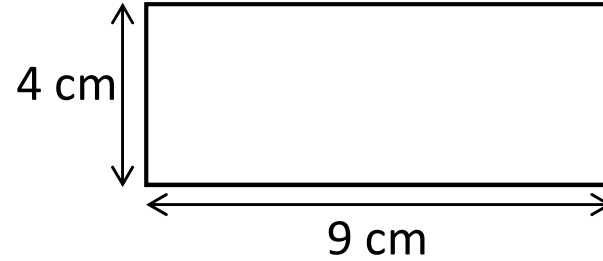


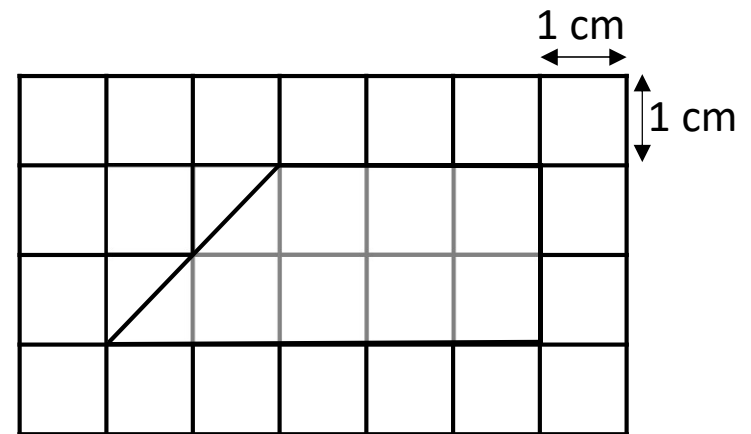
1) Work out the perimeter.




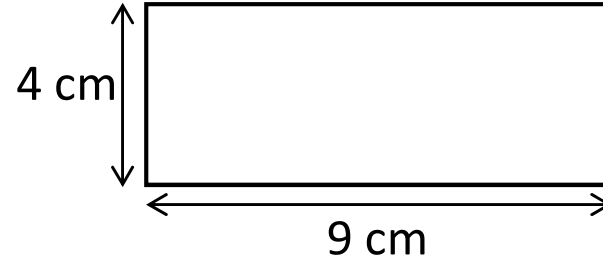
2) km m = 2,056 m

3) $158 \times 3 =$

4) What is the area of the blue shape?



- 1) Work out the perimeter.
26 cm



- 2) km m = 2,056 m

- 3) $158 \times 3 =$

- 4) What is the area of the blue shape?
8 cm²

