


Year 6 Expanded Noun Phrases: A Step-by-Step Guide for Parents

This step-by-step explanation to year 6 expanded noun phrases can help you support your child's learning at home. The subject is broken down into manageable chunks, providing you with a simple guide to follow when learning about expanded noun phrases together, either as part of homework or if you decide to give your child some extra support. In this guide, you will find a step that matches your child's stage of learning and it will also offer you next steps for your child's learning.

Within **this area of the website**, you will find a selection of resources intended to help your child learn about each step of this guide. Each step also contains a keyword or phrase that you can use to search the Twinkl site for more resources and activities, designed to support your child in achieving that stage. Simply type the keyword or phrase into the search bar and press enter to explore together.

using expanded noun phrases in independent writing



Click here



We hope you find the information on our website and resources useful. The contents of this resource are for general, informational purposes only. This guide is intended to offer parents general guidance on what subject areas tend to be covered in their child's year group and where they could support their children at home. However, please be aware that every child is different and information can quickly become out of date. There are some subject areas that we have intentionally not covered due to the nature of how they are taught or because a trained professional needs to teach these areas. We try to ensure that the information in our resources is correct but every school teaches the national curriculum in its own way. If you would like further guidance or are unsure in any way, we recommend that you speak to your child's teacher or another suitably qualified professional.

Expanded Noun Phrases

What Is a Noun Phrase?

A simple noun phrase is a group of words, including a noun, that form part of a sentence. The noun is the main word in the phrase and other words give information about it. For example:

a cat

his toy

those shoes

the house

two children

The example **noun phrases** above all contain a determiner and a noun to make a noun phrase. Most noun phrases contain a determiner. In the sentence below, the noun phrase is shown in bold.

I bought **two jumpers**.

What Is an Expanded Noun Phrase?

In an **expanded noun phrase**, other words and phrases are used to give further information about the noun in the sentence. This is usually done by adding **adjectives** to describe the noun in the noun phrase, for example:

She walked through the **dark, mysterious forest**.

In the example above, the noun phrase is 'the forest' and the words 'dark' and 'mysterious' have been used to expand the noun phrase. They make writing more interesting as they help the reader to build an image in their mind. Further examples are:

It was a **beautiful, blue** sky.

The **glistening** snow sparkled in the **bright** sunshine.

Another noun can also be used to create an expanded noun phrase by giving more detail about the noun, such as:

a teacher = a **maths** teacher

a house = a **country** house

two trees = two **pine** trees

a ship = a **pirate** ship

Another way to create an **expanded noun phrase** is to add a prepositional phrase to add further information about the noun and to enable the writing to be more efficient. For example, where it takes two sentences to say:

The man was sat on the bench. He was wearing a red hat.

This can be written more succinctly by expanding the noun phrase with:

The man **with the red hat** sat on the bench.

By year 6, children are expected to have learnt what expanded noun phrases are, and should be using them independently in their writing. They will continue to feature in English lessons through discussing texts and when children are planning their own writing. However, from time to time, children will revise expanded noun phrases in specific grammar lessons (especially as questions on expanded noun phrases can feature in the KS2 SATs grammar and punctuation test).



You can use the resources in this category and the suggested keyword searches to help your child with expanded noun phrases. A few ideas for games and activities to help your child learn how to use expanded noun phrases at home, both in their spoken language and in their writing, are also outlined below.

Read, Read, Read!

Sharing books together is the most powerful way for children to learn about language, spelling, grammar and punctuation. As your child reads, challenge them to find and write down one example of an expanded noun phrase which they have to show you once they have finished reading.

Thesaurus Hunt

Introduce your child to a thesaurus and what it is used for. Think of a word and ask your child to find synonyms (other words that mean the same) in the thesaurus. Then challenge them to use one of the synonyms five times throughout the day. This will help broaden their vocabulary for descriptive writing.

How Many Adjectives?

To play this game, both take a sheet of paper and pick a theme to describe – such as a person or place. Set a time limit and both players write down as many adjectives as they can to describe the theme. Once the time is up, share the adjectives and count how many appropriate describing words each player has. The one with the most adjectives is the winner.

Becoming an Author


If your child enjoys writing their own stories, encourage them to think of exciting expanded noun phrases they could use in their stories. You could buy them some special pens or a special notebook to use when planning and writing their stories.



Step 1

Recognising Expanded Noun Phrases

A great way to help children revise expanded noun phrases is by identifying them in a text. At home, you could ask your child to find an example of an expanded noun phrase in their reading book or in these texts. Simply print one of the stories and provide your child with a highlighter. Ask them to highlight examples of expanded noun phrases in the text. To help your child think about the impact of the expanded noun phrases, you could discuss the examples they have found and what image they create in the reader's mind.




Step 2

Using Expanded Noun Phrases in Independent Writing

By year 6, children are expected to use expanded noun phrases in their written work (such as stories, information texts, persuasive text).

Your child can use this knowledge organiser as a prompt when they are writing their own stories. It features the steps required to become an extended noun phrases expert.



Step 3

Using Synonyms to Describe a Noun While Thinking about the Effect on the Reader

By year 6, children are expected to use a wider variety of adjectives in their descriptive writing and to think about the effect these words have on the reader. For example, younger children might use the 'scary' to describe a setting in a scary story. However, older children could use a variety of alternatives, such as eerie, sinister, foreboding, chilling, creepy, intimidating, hair-raising, spine-tingling, daunting. They will also discuss the subtle differences these words may have on the reader so children to help children think about the effect the words might have on the reader. For example, using the word 'sinister' creates a stronger image of fear and foreboding than using 'scary'.



These activities can help and encourage your child to use a thesaurus when writing to develop their vocabulary. At home, you could also discuss how using different synonyms (alternative words that have the same or similar meanings) can affect the reader.

Explore and Discover More

Twinkl Go! is a digital platform, hosting interactive content such as videos, games, audiobooks and more. Twinkl Go! enables digital content to be streamed to your computer or mobile device.



twinkl
Go!



twinkl
Book Club

Twinkl Book Club is our book subscription service. Enjoy our original works of fiction in beautiful printed form, delivered to you each half-term and yours to keep!



twinkl
Boost

Twinkl Boost is a range of intervention resources, created to support and lift learning with children at every level. These include our easy-to-use SATs and Phonics Screening resources.



twinkl
imagine

Imagine resources are designed to help your children to think creatively, question and imagine. Every week, a new topic consisting of five photos, each with related activities, is created.



twinkl
ORIGINALS

Twinkl Originals are engaging stories written to inspire pupils from EYFS to KS2. Designed to encourage a love of reading and help curriculum-wide learning through accompanying resources.



twinkl
KIDS' TV

Twinkl Kids' TV is our wonderful YouTube channel dedicated to fun and informative video-style resources full of new and creative activities you can try at home!